












imou

K1-G-W Smart Lock

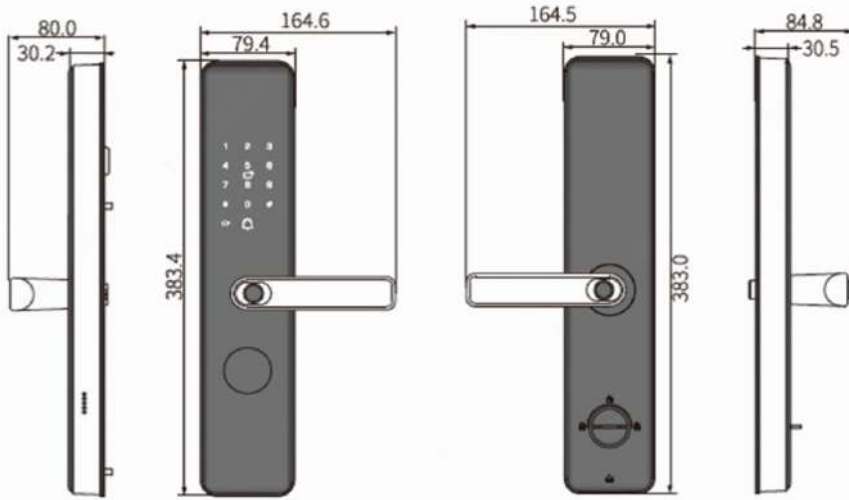
The brand new K1-W series of smart locks, targeting the low-end consumer market, features a simple and stylish design with a color of "Mocha Gold". It supports various methods of opening the door, including tag, password, fingerprint, temporary password, combination unlocking, and mechanical key. The lock core's security level reaches C-grade, ensuring convenient and reliable door opening. The product supports the Imou APP, which can be connected via Wi-Fi wirelessly, to achieve information push such as doorbell calls, door opening messages, and alarm events, as well as key management on the APP side, and supports cloud sharing of devices. The product is compatible with 60/68 standard specifications of mechanical lock bodies.

- | | | |
|---|--|---|
|  Five Unlocking Methods
Supply fingerprint, Card, Password, Once-time password, Mechanical Key. |  Multidimensional Fingerprint
Multidimensional biometric comparison effectively prevents fake fingerprints. |  Once-Time Password
Guest use it once, and the effective time can be set. |
|  Anti-peep Phantom Password
Supports up to 10 sets of phantom passwords with 6 to 12 digits. |  Easy Setup Without Bridge
Directly connect to router via WiFi. |  No Battery Fear
4*AA battery for 12 month. |
|  Outdoor emergency power
Universal Type-C emergency power port design. |  APP Remote Management
Supports user management, door opening record, real-time status checks. |  Abnormal Event Alert
Supports Illegal User Forced Lock Alarm, Door Lock Anomaly Alert, Low Battery Warning. |



Stay close with what you care

Utilizing the smart ecosystem of the APP, as long as the Internet is available, you can access the content you care about. You can manage your devices on the APP, set user permissions, and check the status and messages of the door lock anytime, anywhere..



Specifications

Applicable Scenarios

Suitable Door Thickness: 40~100mm

Lock Body: 6068

Installation Location: Doors with eaves or indoors

Opening Method

Card Type Used: Mifare 1

Sensitivity Distance: <10mm

Sensitivity Time: <0.5 seconds

Password Length: 6 to 12 digits

Password Capacity: 10 sets (password series)

Fingerprint Module: Capacitive (biometric technology)

Fingerprint Capacity: 100 fingerprints (fingerprint series)

APP Management

User Management

Real Time Notification

Door set

Low Battery Notification

Network

Wi-Fi: IEEE802.11b/g/n, 2.4GHz

imou App: iOS, Android

Auxiliary Interface

Outdoor Unit:

Built-in Speaker

Full touch buttons

Indoor Unit:

Mechanical deadbolt Knob

Reset Button

General

Color: Mocha Gold

Panel Material: Aluminum Alloy

Battery Life: Approximately 12 months (with 10 uses per day)

Power Source: 4 * AA

Emergency Charging: Type-C

Working Environment: -10°C~+55°C (Outdoor Unit), 0°C~+55°C (Indoor Unit), Less Than 95%RH

CE

What's in the box

- 1x Outdoor Unit
- 1x Quick Start Guide
- 2x M1 Card
- 4x AA
- 1x Installation Accessory Kit
- 1x Indoor Unit
- 2x Mechanical Key
- 1x Installation Position Map
- 1x 6068 Lockbody

